

## Portafusibili Class R

### Class R fuseholders

Fuseholders, Cartridge Fuses



#### Dati Tecnici - Technical data

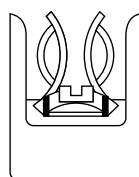
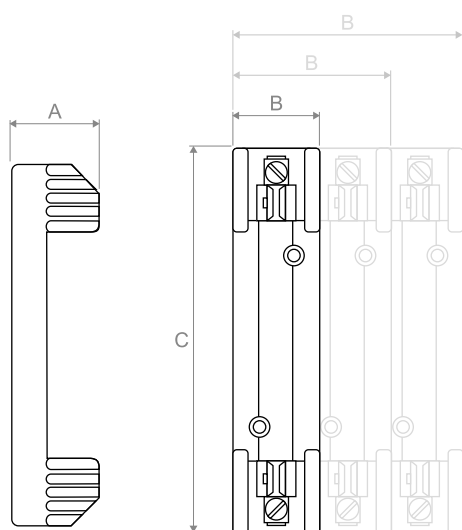
Caratteristica - Characteristics	Valore/proprietà - Value/property
Range di tensione <i>Voltage rating</i>	250 V, 600 V
Range di corrente <i>Current rating</i>	0÷600 A
Potere di interruzione <i>Interrupting rating</i>	200 kA (ac)
Numero di poli <i>Number of poles</i>	1 ÷ 3
Cablaggio <i>Wire size</i>	2,5 ÷ 250 mm <sup>2</sup> (14 AWG ÷ 500 kcmil)
Classe di autoestinguenza <i>Self-extinguishing class</i>	UL 94 V0
Fusibili <i>Fuses</i>	Class RK5
Riferimenti normativi costruttivi <i>Standards of construction</i>	UL 4248-12 (IZLT), CSA C22.2 N.4248.12-07
Riferimenti normativi d'impiego <i>Standards of use</i>	NFPA 70 (NEC), UL 508a, CSA C22.1 (CE Code)

#### Impiego - Use

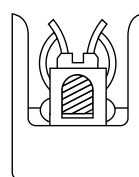
Portafusibili aperti per l'impiego con fusibili Class RK5. L'applicabilità di questi portafusibili risponde a quanto stabilito dall'articolo 240 del ANSI/NFPA 70 "National Electrical Code" (NEC).

*Open fuseholders for use with fuses Class RK5. The suitability of these fuseholders meet the requirements of article 240 of ANSI/NFPA 70 "National Electrical Code" (NEC).*

#### Codifiche e dimensioni - Coding and dimensions



Vite  
*Screw*



Morsetto  
*Box lug*

Codice <i>Code</i>	Versione <i>Version</i>	Numero di poli <i>Number of poles</i>	Tensione <i>Voltage [V]</i>	Range di corrente <i>Current rating</i>	Dimensioni max. - <i>Sizes max. [inch (mm)]</i>		
					A	B	C
FUH_R01_1S_30	Screw	1	250	1 ÷ 30 A	1,58 (40,1)	1,13 (28,6)	3,03 (77,0)
FUH_R01_2S_30	Screw	2	250	1 ÷ 30 A	1,58 (40,1)	2,05 (52,1)	3,03 (77,0)
FUH_R01_3S_30	Screw	3	250	1 ÷ 30 A	1,58 (40,1)	3,00 (76,2)	3,03 (77,0)
FUH_R01_1P_30	Pressure plate	1	250	1 ÷ 30 A	1,58 (40,1)	1,13 (28,6)	3,03 (77,0)
FUH_R01_2P_30	Pressure plate	2	250	1 ÷ 30 A	1,58 (40,1)	2,05 (52,1)	3,03 (77,0)
FUH_R01_3P_30	Pressure plate	3	250	1 ÷ 30 A	1,58 (40,1)	3,00 (76,2)	3,03 (77,0)
FUH_R01_1C_30	Box lug	1	250	1 ÷ 30 A	1,58 (40,1)	1,13 (28,6)	3,03 (77,0)
FUH_R01_2C_30	Box lug	2	250	1 ÷ 30 A	1,58 (40,1)	2,05 (52,1)	3,03 (77,0)
FUH_R01_3C_30	Box lug	3	250	1 ÷ 30 A	1,58 (40,1)	3,00 (76,2)	3,03 (77,0)
FUH_R01_1R_30	Box lug with retaining clip	1	250	1 ÷ 30 A	1,58 (40,1)	1,13 (28,6)	3,03 (77,0)
FUH_R01_2R_30	Box lug with retaining clip	2	250	1 ÷ 30 A	1,58 (40,1)	2,05 (52,1)	3,03 (77,0)
FUH_R01_3R_30	Box lug with retaining clip	3	250	1 ÷ 30 A	1,58 (40,1)	3,00 (76,2)	3,03 (77,0)
FUH_R01_1C_60	Box lug	1	250	35 ÷ 60 A	2,26 (57,4)	1,50 (38,1)	4,71 (119,7)

