

Pressacavi sintetici


Synthetic cable glands



Impiego - Use

La nostra linea di pressacavi sintetici è caratterizzata da una particolare geometria costruttiva che garantisce una distribuzione uniforme della forza di compressione sul cavo avendo una superficie di contatto con la guarnizione ampia e progettata per un impiego costante ed affidabile. Questi pressacavi sono prodotti in versione con filettatura corta e lunga ed assicurano una tenuta sicura sia montati con ghiera che avvitati direttamente sul foro filettato della parete del quadro. L'anello di tenuta ha una buona resistenza chimica e garantisce una classe di protezione fino a IP 68. L'ampio elemento esagonale che costituisce la ghiera facilita il montaggio sia nella fase iniziale a mano che successivamente con la chiave di serraggio.

Our synthetic cable glands are produced with a particular geometry that assures an equal cable compression having a large clamping and sealing areas designed for a secure and flexible everyday use. These cable glands are produced with a short or long thread for secure fastening with thread or counter nut. The elastic sealing rings have a good chemical resistance and they provide a reliable seal with a guaranteed IP 68 protection class. The large hexagonal element of the screw-down nuts ensures consistently reliable and secure hold when turning by hand and tightening with the tool.



Dati tecnici - Technical data

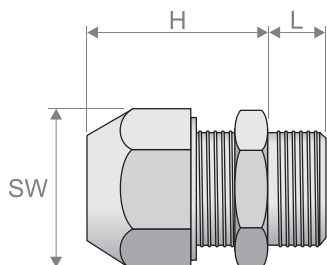
Caratteristica - Characteristics	Valore/proprietà - Value/property
Materiale del corpo <i>Body material</i>	Poliammide PA 6 <i>Polyamide PA 6</i>
Colore <i>Color</i>	Grigio chiaro RAL 7035, Grigio scuro RAL 7001*, Nero RAL 9005* <i>Light gray RAL 7035, Dark gray RAL 7001*, Black RAL 9005*</i>
Materiale dell'anello di tenuta <i>Sealing ring material</i>	TPE/CR (Neoprene), elemento singolo <i>TPE/CR (Neoprene), one-piece.</i>
Temperatura di esercizio <i>Temperature range</i>	-30°C, +100°C
Grado di protezione <i>Protection class</i>	IP 68

* Colore solo su specifica richiesta e per quantitativo minimo applicabile.

* Color available upon request and with minimum applicable quantities

Codifiche e dimensioni - Coding and dimensions

Pressacavo diritto - Straight cable gland



Codice <i>Code</i>	Filetto <i>Thread</i>	Chiave di serraggio <i>Tightening key</i> SW [mm]	Diametro del cavo <i>cable diameter</i> Min/Max [mm]	Dimensioni <i>Sizes</i> [mm]		Confezione <i>Packaging</i> [pz]	Nota <i>Note</i>
				H	L		
PCP100_M012X010□□	M12x1,5	15	2,5÷6,5	21,0	6,0	100	(1)
PCP100_M016X010□□	M16x1,5	19	2,0÷6,0	25,0	8,0	50	(1)
PCP100_M016X020□□	M16x1,5	19	5,0÷10,0	25,0	8,0	50	(1)
PCP100_M020X010□□	M20x1,5	24	3,5÷8,0	29,0	9,0	50	(1)
PCP100_M020X020□□	M20x1,5	24	7,0÷13,0	29,0	9,0	50	(1)
PCP100_M025X010□□	M25x1,5	29	5,0÷11,0	38,0	10,0	25	(1)

Codice Code	Filetto Thread	Chiave di serraggio Tightening key SW [mm]	Diametro del cavo cable diameter Min/Max [mm]	Dimensioni Sizes [mm]		Confezione Packaging [pz]	Nota Note
				H	L		
PCP100_M025X020□□	M25x1,5	29	10,0÷17,0	38,0	10,0	25	(1)
PCP100_M032X010□□	M32x1,5	42	17,0÷25,0	36,0	10,0	20	(2)
PCP100_P007X010□□*	Pg 7	15	2,5÷6,5	21,0	8,0	100	(1)
PCP100_P009X010□□*	Pg 9	19	3,0÷8,0	23,0	8,0	50	(1)
PCP100_P011X010□□*	Pg 11	22	2,0÷7,0	25,0	8,0	50	(1)
PCP100_P011X020□□*	Pg 11	22	4,0÷10,0	25,0	8,0	50	(4)
PCP100_P013X010□□*	Pg 13	24	3,0÷7,0	26,0	9,0	50	(1)
PCP100_P013X020□□*	Pg 13	24	5,5÷12,0	26,0	9,0	50	(5)
PCP100_P016X010□□*	Pg 16	27	5,0÷11,0	30,0	10,0	50	(1)
PCP100_P016X020□□*	Pg 16	27	8,5÷14,0	30,0	10,0	50	(2)
PCP100_P021X010□□*	Pg 21	33	6,5÷14,0	35,0	11,0	25	(1)
PCP100_P021X020□□*	Pg 21	33	11,0÷18,0	35,0	11,0	25	(2)
PCP100_P029X010□□*	Pg 29	42	17,0÷25,0	36,0	11,0	20	(2)
PCP100_P036X010□□*	Pg 36	53	22,0÷33,0	48,0	15,0	10	(2)
PCP100_P042X010□□*	Pg 42	60	28,0÷38,0	48,0	15,0	5	(2)
PCP100_P048X010□□*	Pg 48	65	32,0÷44,0	48,0	15,0	5	(6)
PCP100_N037X010□□*	NPT 3/8"	19/22	3,0÷8,0	23,0	15,0	50	(1)
PCP100_N050X010□□*	NPT 1/2"	24	3,0÷7,0	26,0	15,0	50	(1)
PCP100_N050X020□□*	NPT 1/2"	24	5,5÷12,0	26,0	15,0	50	(2)
PCP100_N075X010□□*	NPT 3/4"	33	6,5÷14,0	35,0	15,0	25	(1)
PCP100_N075X020□□*	NPT 3/4"	33	11,0÷18,0	35,0	15,0	25	(2)
PCP100_N100X010□□*	NPT 1"	42	17,0÷22,0	36,0	15,0	20	(2)

(1) Certificato c(UR)us / c(UR)us certified

(2) Certificato c(UL)us / c(UL)us certified

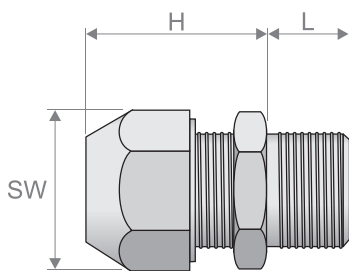
(4) Certificato c(UR)us per tutti i colori e c(UL)us solo nel colore nero / Certified c(UR)us in all colors and c(UL)us only in black color

(5) Certificato c(UL)us nel colore grigio scuro e nero / Certified c(UL)us in dark gray and black version

(6) Certificato c(UL)us nel colore grigio chiaro e nero / Certified c(UL)us in light gray and black version

* Prodotto non disponibile in versione grigio scuro. / Product non available in dark gray.

Pressacavo diritto lungo - Long straight cable gland



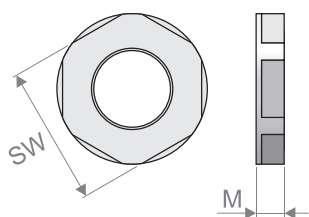
Codice Code	Filetto Thread	Chiave di serraggio Tightening key SW [mm]	Diametro del cavo cable diameter Min/Max [mm]	Dimensioni Sizes [mm]		Confezione Packaging [pz]	Nota Note
				H	L		
PCP101_M012X010□□	M12x1,5	15	2,5÷6,5	21,0	12,0	100	(1)
PCP101_M016X010□□	M16x1,5	19	2,0÷6,0	25,0	15,0	50	(1)
PCP101_M016X020□□	M16x1,5	19	5,0÷10,0	25,0	15,0	50	(1)
PCP101_M020X010□□	M20x1,5	24	3,5÷8,0	29,0	15,0	50	(1)
PCP101_M020X020□□	M20x1,5	24	7,0÷13,0	29,0	15,0	50	(1)
PCP101_M025X010□□	M25x1,5	29	5,0÷11,0	38,0	15,0	25	(1)
PCP101_M025X020□□	M25x1,5	29	10,0÷17,0	38,0	15,0	25	(1)
PCP101_M032X010□□	M32x1,5	42	17,0÷25,0	36,0	15,0	20	(2)
PCP101_M040X010□□	M40x1,5	53	22,0÷33,0	48,0	15,0	10	(2)
PCP101_M050X010□□	M50x1,5	60	28,0÷38,0	48,0	15,0	5	(2)
PCP101_M063X010□□	M63x1,5	65	32,0÷44,0	49,0	16,0	5	(3)

(1) Certificato c(UR)us / c(UR)us certified

(2) Certificato c(UL)us / c(UL)us certified

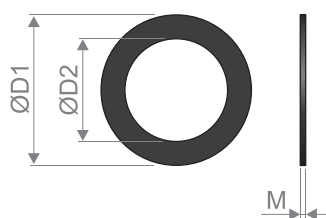
(3) Non certificato c(UR)us e c(UL)us / Not c(UR)us and c(UL)us certified

Ghiera con flangia - Lock nut with flange

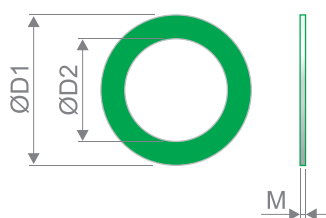


Codice Code	Filetto Thread	Chiave di serraggio Tightening key SW [mm]	Dimensioni Sizes [mm]		Confezione Packaging [pz]
			M		
PCFP10_M012□□	M12x1,5	17	5,0		100
PCFP10_M016□□	M16x1,5	22	5,0		100
PCFP10_M020□□	M20x1,5	27	6,0		100
PCFP10_M025□□	M25x1,5	33	6,7		100
PCFP10_M032□□	M32x1,5	42	7,9		50
PCFP10_M040□□	M40x1,5	48	8,4		50
PCFP10_M050□□	M50x1,5	59	9,9		10
PCFP10_M063□□	M63x1,5	73	11,0		10
PCFP10_P007□□	Pg 7	19	5,0		100
PCFP10_P009□□	Pg 9	21	5,0		100
PCFP10_P011□□	Pg 11	24	5,0		100
PCFP10_P013□□	Pg 13	27	6,0		100
PCFP10_P016□□	Pg 16	30	6,0		100
PCFP10_P021□□	Pg 21	36	7,0		50
PCFP10_P029□□	Pg 29	46	8,0		50
PCFP10_P036□□	Pg 36	59	8,0		25
PCFP10_P042□□	Pg 42	65	8,0		10
PCFP10_P048□□	Pg 48	69	8,0		10

Guarnizione - Sealing washer



Perbunan



KlingerSIL C-4300

Codice Code	Filetto Thread	Materiale Material	Range di temperatura Temperature range	Dimensioni Sizes [mm]			Confezione Packaging [pz]
				ØD1	ØD1	M	
PCG040_M012	M12	Perbunan	-20°C/+100°C	20,0	12,0	1,6	50
PCG040_M016	M16	Perbunan	-20°C/+100°C	23,0	16,0	1,8	50
PCG040_M020	M20	Perbunan	-20°C/+100°C	29,0	20,0	1,8	50
PCG040_M025	M25	Perbunan	-20°C/+100°C	37,0	25,0	1,8	50
PCG040_M032	M32	Perbunan	-20°C/+100°C	44,0	32,0	2,2	25
PCG040_M040	M40	Perbunan	-20°C/+100°C	52,0	40,0	2,2	25
PCG040_M050	M50	Perbunan	-20°C/+100°C	64,0	50,0	2,7	25
PCG040_M063	M63	Perbunan	-20°C/+100°C	68,0	63,0	3,2	10
PCG040_P007	Pg 7	Perbunan	-20°C/+100°C	16,0	11,5	2,0	50
PCG040_P009	Pg 9	Perbunan	-20°C/+100°C	19,0	14,0	2,0	50
PCG040_P011	Pg 11	Perbunan	-20°C/+100°C	22,5	18,5	2,0	50
PCG040_P013	Pg 13	Perbunan	-20°C/+100°C	25,0	19,0	2,0	50
PCG040_P016	Pg 16	Perbunan	-20°C/+100°C	27,0	21,0	2,0	50
PCG040_P021	Pg 21	Perbunan	-20°C/+100°C	34,0	27,0	2,5	25
PCG040_P029	Pg 29	Perbunan	-20°C/+100°C	43,0	35,0	2,5	25
PCG040_P036	Pg 36	Perbunan	-20°C/+100°C	54,0	45,0	2,5	25

Codice Code	Filetto Thread	Materiale Material	Range di temperatura Temperature range	Dimensioni Sizes [mm]			Confezione Packaging [pz]
				ØD1	ØD1	M	
PCG030_M006	M6	KlingerSIL C-4300	-40°C/+300°C	10,0	6,0	1,5	50
PCG030_M008	M8	KlingerSIL C-4300	-40°C/+300°C	12,0	8,0	1,5	50
PCG030_M010	M10	KlingerSIL C-4300	-40°C/+300°C	14,0	10,0	1,5	50
PCG030_M012	M12	KlingerSIL C-4300	-40°C/+300°C	16,0	12,0	1,5	50
PCG030_M016	M16	KlingerSIL C-4300	-40°C/+300°C	21,0	16,0	1,5	50
PCG030_M020	M20 / Pg 13	KlingerSIL C-4300	-40°C/+300°C	25,0	20,5	1,5	50
PCG030_M025	M25	KlingerSIL C-4300	-40°C/+300°C	31,0	25,0	2,0	50
PCG030_M032	M32	KlingerSIL C-4300	-40°C/+300°C	39,0	32,0	2,0	50
PCG030_M040	M40	KlingerSIL C-4300	-40°C/+300°C	48,0	40,0	2,0	50
PCG030_M050	M50	KlingerSIL C-4300	-40°C/+300°C	59,0	50,0	2,0	50
PCG030_M063	M63	KlingerSIL C-4300	-40°C/+300°C	73,0	63,0	2,0	50
PCG030_P007	Pg 7	KlingerSIL C-4300	-40°C/+300°C	16,5	12,5	1,5	50
PCG030_P009	Pg 9	KlingerSIL C-4300	-40°C/+300°C	19,0	15,2	1,5	50
PCG030_P011	Pg 11	KlingerSIL C-4300	-40°C/+300°C	22,5	18,5	1,5	50
PCG030_P016	Pg 16	KlingerSIL C-4300	-40°C/+300°C	27,0	22,5	1,5	50
PCG030_P021	Pg 21	KlingerSIL C-4300	-40°C/+300°C	33,5	28,5	2,0	50
PCG030_P029	Pg 29	KlingerSIL C-4300	-40°C/+300°C	43,5	37,0	2,0	50
PCG030_P036	Pg 36	KlingerSIL C-4300	-40°C/+300°C	55,0	47,0	2,0	50
PCG030_P042	Pg 42	KlingerSIL C-4300	-40°C/+300°C	63,0	54,0	2,0	50
PCG030_P048	Pg 48	KlingerSIL C-4300	-40°C/+300°C	69,0	59,3	2,0	50

Composizione del codice - Code composition

Pressacavo - Cable gland



Famiglia
Family

Codice identificativo della famiglia di pressacavi.
Code depending on the glands' family.

Versione Version	Inserire To be interted
Metric	M
PG	P
NPT	N

Filetto Thread	Inserire To be interted
M12, M16, ..., M63	012, 016, ..., 063
Pg 7, Pg 9, ..., Pg 48	007, 009, ..., 048
NPT 3/8", 1/2", ..., 1"	037, 050, ..., 100

Colore Color	Inserire To be interted
Grigio chiaro RAL 7035 Light grey RAL 7035	G1
Grigio scuro RAL 7001* Dark grey RAL 7001	GR
Nero RAL 9005* Black RAL 9005*	NE

* Colore solo su specifica richiesta e per quantitativo minimo applicabile.
* Color available upon request and with minimum applicable quantities.

Range di diametri Diameter range
Codice identificativo del range di diametri di accoppiamento. Code depending on the cable range.

Ghiera - Lock nut



Famiglia
Family

Codice identificativo della famiglia di ghiera.
Code depending on the lock nuts' family.

Versione Version	Inserire To be interted
Metric	M
PG	P

Filetto Thread	Inserire To be interted
M12, M16, ..., M63	012, 016, ..., 063
Pg 7, Pg 9, ..., Pg 48	007, 009, ..., 048

Colore Color	Inserire To be interted
Grigio chiaro RAL 7035 Light grey RAL 7035	G1
Nero RAL 9005* Black RAL 9005*	NE

* Colore solo su specifica richiesta e per quantitativo minimo applicabile.
* Color available upon request and with minimum applicable quantities.

Guarnizione - Sealing washer



Famiglia
Family

Codice identificativo della famiglia di guarnizioni.
Code depending on the sealing washers' family.

Versione Version	Inserire To be interted
Metric	M
PG	P

Filetto Thread	Inserire To be interted
M12, M16, ..., M63	012, 016, ..., 063
Pg 7, Pg 9, ..., Pg 48	007, 009, ..., 048